

Control Valve & Accessories Order Form

Fax to your local Singer Valve Sales Representative.
Refer to singervalve.com for contact information.



ORDER/QUOTATION INFORMATION

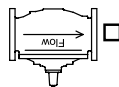
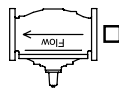
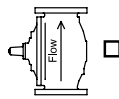
PROJECT NAME: _____
 REFERENCE #: _____
 SINGER REP: _____
 P O #: _____
 ITEM NO. ON PO: _____
 QUANTITY: _____
 DATE APPROVED: _____
 DATE ORDERED: _____
 REQUESTED DELIVERY: _____

ORDER DESCRIPTION

MODEL# (I.E. PR, RPS): _____
 SERIES 106 - FULL PORT 206 - REDUCED PORT
 VALVE SIZE: _____ INCHES MM
 FLUID BEING HANDLED: _____

VALVE PATTERN

GLOBE PATTERN ORIENTATION (SIDE VIEWS SHOWN)



NOTE: HORIZONTAL STEM - FULL PORT AVAILABLE UP TO 8" ONLY.
REDUCED PORT AVAILABLE UP TO 10" ONLY. CONSULT FACTORY.

APPLICATION DETAILS

USGPM OR L/S
 PSI OR BAR (KG/CM²)
 OTHER - PLEASE SPECIFY: _____

FLOW RATE

MINIMUM: _____
 NORMAL: _____
 MAXIMUM: _____

DIFFERENTIAL PRESSURE RANGE

INLET: _____ OUTLET: _____
 INLET: _____ OUTLET: _____
 INLET: _____ OUTLET: _____

FLUID TEMPERATURE RANGE

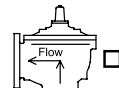
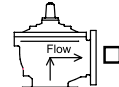
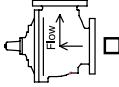
MINIMUM: _____
 NORMAL: _____
 MAXIMUM: _____

END CONNECTIONS

ANSI FNPT ANSI 150 BSPT
 ANSI DRILLED TO PN10 ANSI 300
 ANSI DRILLED TO PN25 ANSI DRILLED TO PN16
 ANSI DRILLED TO PN40
 OTHER - PLEASE SPECIFY: _____

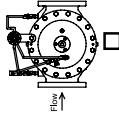
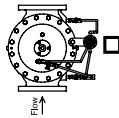
PILOT SYSTEM ORIENTATION

ANGLE PATTERN ORIENTATION (SIDE VIEWS SHOWN)



NOTE: HORIZONTAL STEM - FULL PORT AVAILABLE UP TO 8" ONLY.
REDUCED PORT AVAILABLE UP TO 10" ONLY. CONSULT FACTORY.

STANDARD OPPOSITE (TOP VIEWS SHOWN)



ELECTRICAL (WHERE APPLICABLE)

SOLENOID VOLTAGE: _____
 PILOT RANGE(S): _____
 ENERGIZE TO: OPEN OR CLOSE MAIN VALVE
 NUMBER OF LIMIT SWITCHES: _____
 ACTUATION POSITIONS: _____
 CONTACTS: SPDT OR DPDT
 STANDARD POWER-FAILURE MODE IS FAIL AT LAST POSITION
 OR FAIL OPEN ON POWER FAILURE
 OR FAIL CLOSED ON POWER FAILURE
 SOURCE OF SETPOINT SIGNAL (4-20mA): _____
 SOURCE OF SET PROCESS VARIABLE SIGNAL: _____
 OPTIONAL EXPLOSION PROOF HOUSING
 OPTIONAL NEMA 4X CONTROL PANEL ENCLOSURE
 OPTIONAL TOUCH SCREEN OPERATOR INTERFACE

SPECIAL NOTES

PILOTS AND ACCESSORIES

PILOT SPRING RANGE: _____
 REQUIRED OPERATING RANGE: _____
 PILOT UTILIZED: _____
 MODEL J0097A STRAINER
 MODEL J0098A STRAINER
 ARION MODEL J1521G STRAINER
 ARION MODEL J1521M STRAINER

OTHER INFORMATION

MAIN VALVE OPTIONS

RECLAIMED WATER
 EXTERNAL SPRING LIFT
 GROOVED ENDS
 INTERNAL DROP CHECK
 ANTI CAVITATION TRIM
 X107 POSITION INDICATOR
 X129 LIMIT SWITCH INDICATOR
 X156 ANALOG POSITION TRANSMITTER
 NO YELLOW METAL UPGRADE
 DELRIN STEM SLEEVE
 OXY NITRIDE STEM

OTHER

CONTROLS FLOW
 IN OUT OF RESERVOIR